

SHANTUI

SE20EI

Pure Electric
Crawler Excavator



Motor type: Three-phase asynchronous motor
Rated power: 10kW/2060rpm
Operating weight: 1,980 kg
Bucket capacity: 0.04 m³

VALUE THAT WORKS

SE20EI TECHNICAL PARAMETERS

MOTOR

Type	Three-phase asynchronous motor
Rated power	10kW/2060rpm

HYDRAULIC SYSTEM

Type	Load sensitive
Maximum displacement of the main pump	28L/min

DIGGING FORCE (ISO6015)

Bucket digging force	15.4kN
Arm digging force	9.3kN

BUCKET

Type	Digging bucket
Bucket capacity	0.04m ³
Bucket width	450mm

TRAVEL SYSTEM

Type	Plunger motor
Number of track rollers	3X2
Number of carrier rollers	-
Number of track shoes	37X2
Travel speed	2.1/3.7km/h
Traction force	-
Gradeability	30%

SWING SYSTEM

Swing motor type	NACHI
Swing speed	0-10.8r/min
Brake type	Mechanical braking

FUEL TANK CAPACITY (L)

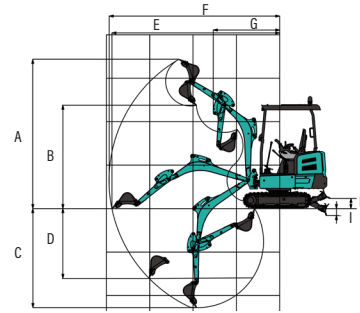
Cooling system	-
Hydraulic oil tank	13.7

OPERATING WEIGHT AND GROUND PRESSURE

Ground pressure	31.3kPa
Operating weight	1980kg

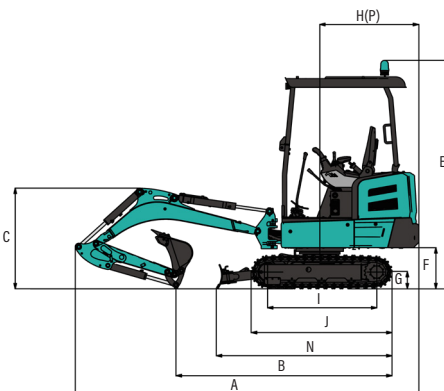
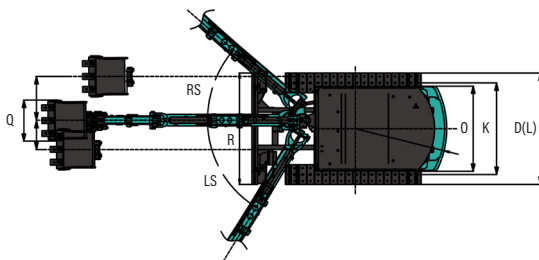
OPERATING RANGE(MM)

A Max. digging height	3535
B Max. dumping height	2378
C Max. digging depth	2270
D Max. vertical digging depth	1606
E Maximum digging distance	3935
F The maximum digging distance at ground level	3872
G The minimum radius of rotation of the working device	1534
H Maximum lifting height of bulldozer blade	280
I The maximum cutting depth of the dozer blade	190



OVERALL DIMENSION (MM)

A Overall length	3872
B Ground contact length (Transportation)	2440
C Overall height (to top of boom)	1136
D Overall width	990/1300
E Overall height (to top of cab)	2579
F Ground clearance of counterweight	460
G Min. ground clearance	145
H Tail swing radius	1070
I Tread	1230
J Track length	1593
K Track gauge	760/1070
L Track width	990/1300
M Shoe width	230
N Dozer blade length	1985
O Bucket length	1110
P Bucket width	480
R Dozer blade width	990/1300
RS Boom right offset	510
LS Boom left offset	345



* THE SPECIFICATIONS ARE SUBJECT TO CHANGE WITHOUT NOTICE. THE PICTURES MAY INCLUDE OPTIONAL CONFIGURATION. THE ACTUAL COLOR & APPEARANCE OF THE PRODUCT MAY DIFFER FROM WHAT IS SHOWN.



Shantui Social

SHANTUI CONSTRUCTION MACHINERY CO., LTD.

ADD: NO. 58, G327 HIGHWAY, HI-TECH ZONE, JINING CITY, SHANDONG, CHINA

TEL: +86-537-2909369 FAX: +86-537-2311219

EMAIL: trade@shantui.com WEB: www.shantui.com

SHANTUI
VALUE THAT WORKS